





## Super Air Smart Animal ICU Measurement

Model	Picture	Measurement	Space for Installation
Super Air-C1		<b>External:</b> L884xW770xH1710mm (including air conditioner & wheels) <b>Internal:</b> L700xW500xH518mm (upper & lower the same)	L: $\geq 984$ mm (leave space for power socket on two sides) W: $> 820$ mm (leave space for air exhaust from the conditioner) H: $\geq 1730$ mm
Super Air-C2 (Single)		<b>External:</b> L1250xW890xH950mm (including air conditioner & wheels) <b>Internal:</b> L1066xW620xH608mm	L: $\geq 1350$ mm (leave space for power socket on two sides) W: $> 940$ mm (leave space for air exhaust from the conditioner) H: $\geq 970$ mm
Super Air-C2		<b>External:</b> L1250xW890xH1890mm (including air conditioner & wheels) <b>Internal:</b> L1066xW620xH608mm(upper & lower the same)	L: $\geq 1350$ mm (leave space for power socket on two sides) W: $> 940$ mm (leave space for air exhaust from the conditioner) H: $\geq 1910$ mm
Super Air-C4		<b>External:</b> L1400xW890xH1910mm (including air conditioner & wheels) <b>Internal:</b> L546xW620xH518mm (Upper x 2) L1216xW620xH718mm (Lower)	L: $\geq 1500$ mm (leave space for power socket on two sides) W: $> 940$ mm (leave space for air exhaust from the conditioner) H: $\geq 1930$ mm

